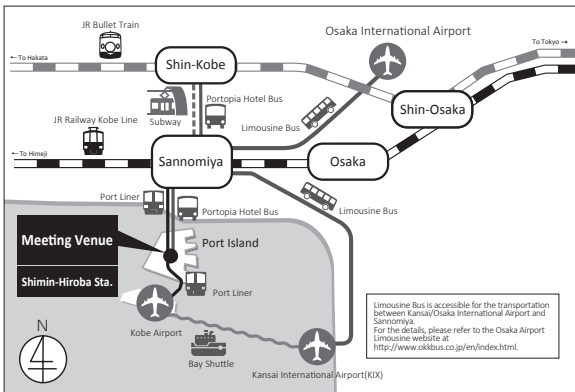
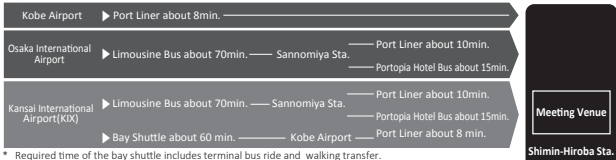



Access Map



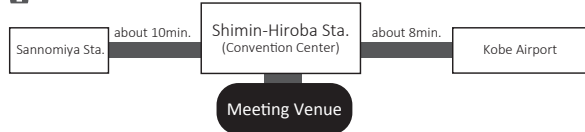
✈ By air



🚆 By Bullet Train



🚆 Port Liner



* Departures every 20 minutes from the Kobe Portopia Hotel, Sannomiya Station and Shin-Kobe Station. For the details regarding the time schedule and Shuttle Stop Maps, etc., please refer to the shuttle bus website at <http://www.portopia.co.jp/en/access/bus.html>.